

THANK YOU

Thank you for visiting my store I have made these self advocacy sheets for you use with your students. If you have any questions or concerns, please contact me. If you see any errors, please let me know and I will fix them right away!

Terms of Use

This resource has been a labor of love. By downloading this activity you have purchased the right to use it for your own personal use. You may print it as often as you wish for your students or classroom. You may not copy, resell, or share downloads. If another teacher would like a copy please direct them to my store.

Follow Me

[FACEBOOK SITE -Simply Savvy Speechie](#)

[TPT SITE](#)

Review


I am just starting out with my store and would LOVE it if you would take the time to leave a review.

Graphics


Graphics used in this product were used from a subscription to Vecteezy. Thank you!

SELF ADVOCACY

Self advocacy is an important step for our students. Being able to ask a question for clarification or help without being prompted will help them become more independent.



Using Cue Cards



Using the cue cards when they are able to do the task independently or when they need help is a good first step.



Question Prompting



Prompts to ask for what a student needs. Specific questions a student can ask when they need help.



Steps to take



Different visuals for steps to take when students are not sure what to do. A card for students to follow before asking the teacher for help. Five finger counting step and try three before me steps.

Self Advocacy

Easy

I got this. I can do this by myself.



Okay

I need a little help.



Hard

I need a lot of help.



All Finished

I am done with my work.



I need...


I got this



A little help



A lot of help



More time



I need...

**Nothing, all
good!**



**To ask a
question**



**It explained
again**



A clue



Questions I can ask

**Can you
repeat that?**



**Can you give
me a clue?**



**Can you give
me a different
explanation?**



**Can you give me
step by step help?**



When I am not sure, I can...



Read the directions



Look around for clues



Ask a classmate



Ask the teacher



Five Finger Steps



Stop and think



Read the directions



Look around for clues



Ask a classmate



Ask the teacher

Try Before Me



Ask Yourself

Stop and really think.
Focus on any directions that were given.



Look Around

Are the directions written on the board or
on my paper?
Watch your classmates. What are they doing?



Ask a Friend

Quietly ask a friend for help.
If more help is needed, ask one more friend.