

# THANK YOU

## Product includes

Thank you for visiting my store I have made these activities that I use with my preschool and kindergarten population to work on categories, inferencing, and expressive language. If you have any questions or concerns, please contact me. If you see any errors, please let me know and I will fix them right away!

## Terms of Use

This resource has been a labor of love. By downloading this activity you have purchased the right to use it for your own personal use. You may print it as often as you wish for your students or classroom. You may not copy, resell, or share downloads. If another teacher would like a copy please direct them to my store.

## Follow Me

[FACEBOOK SITE -Simply Savvy Speechie](#)  
[TPT SITE](#)

## Review

I am just starting out with my store and would LOVE it if you would take the time to leave a review.

## Graphics

Graphics used in this product were used from a subscription to Vecteezy. Thank you!



Name \_\_\_\_\_

Date \_\_\_\_\_

# WHO NEEDS THIS?

Look at the first picture.

Circle the picture that shows who needs it






Name \_\_\_\_\_

Date \_\_\_\_\_

# WHO NEEDS THIS?

Look at the first picture.

Circle the picture that shows who needs it



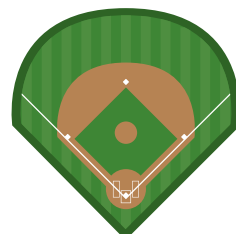
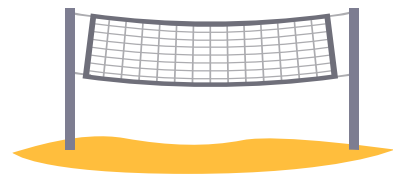
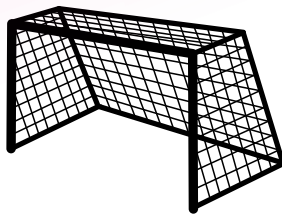

Name \_\_\_\_\_

Date \_\_\_\_\_

# WHERE DO WE PLAY?

Look at the first picture.

Circle the picture that shows where each ball goes.






Name \_\_\_\_\_

Date \_\_\_\_\_

# WHO LIVES HERE?

Look at the home show in the box on the left.

Circle the animal that lives there.








Name \_\_\_\_\_

Date \_\_\_\_\_

# HOW DO THEY FEEL?

Circle the face that shows how you would feel?

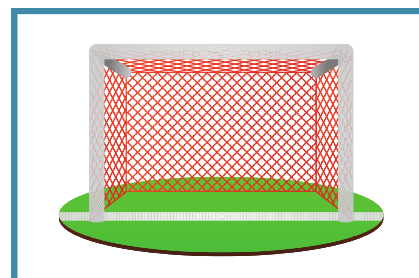


Name \_\_\_\_\_

Date \_\_\_\_\_

# WHERE ARE THEY GOING?

Draw a line to show where each child is going.








Name \_\_\_\_\_

Date \_\_\_\_\_

# WHERE DOES IT BELONG?

Draw a line to show where each thing belongs.











Name \_\_\_\_\_

Date \_\_\_\_\_

# WHAT HAPPENS NEXT?

Cut out the pictures at the bottom of the page.

Paste them on the right to finish the sequence.










Name \_\_\_\_\_

Date \_\_\_\_\_

# FINISH THE CATEGORY

Cut out the pictures at the bottom of the page.

Paste them on the right where they belong.





Name \_\_\_\_\_

Date \_\_\_\_\_

# WHAT DOESN'T BELONG?

Cross out the one thing that doesn't belong in each row.




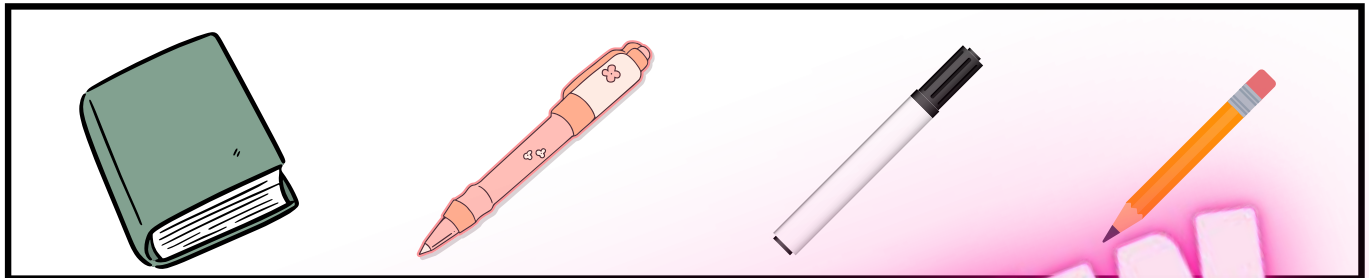


Name \_\_\_\_\_

Date \_\_\_\_\_

# WHAT DOESN'T BELONG?

Cross out the one thing that doesn't belong in each row.




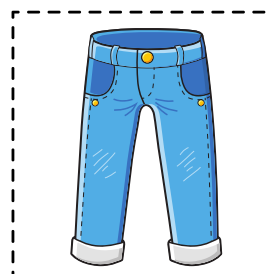




Name \_\_\_\_\_

Date \_\_\_\_\_

# FINISH THE CATEGORY

Cut out the pictures at the bottom of the page.

Paste them on the right where they belong.



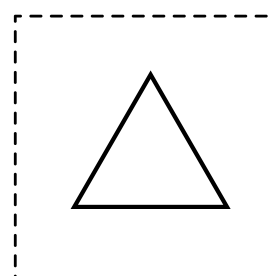
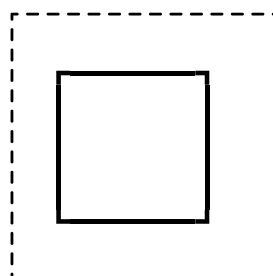





Name \_\_\_\_\_

Date \_\_\_\_\_

# FINISH THE PATTERN

Cut out the pictures at the bottom of the page.

Paste them on the right to finish the sequence.












Name \_\_\_\_\_

Date \_\_\_\_\_

# FINISH THE PATTERN

Cut out the pictures at the bottom of the page.

Paste them on the right to finish the sequence.



Name \_\_\_\_\_

Date \_\_\_\_\_

# FINISH THE PATTERN

Cut out the pictures at the bottom of the page.

Paste them on the right to finish the sequence.

